

## Jesus' Miracles are Amazing Catching Fish

**Today's Bible Story:** Jesus' miracles are amazing.  
Catching Fish • *Luke 5:1-10*

**Memory Verse:** "Everyone who heard him was amazed." Luke 2:47, NIV

**Key Question:** Who is amazing?

**Bottom Line:** Jesus is amazing.

**Basic Truth:** Jesus wants to be my friend forever.

### 1. Memory Verse Puzzle

#### Hear from God | Memory Verse Review

*Made to Move:* An activity that uses a preschooler's natural desire to move to help them learn

**What You Need:** "Memory Verse Puzzle" Activity Page (print page 2), cardstock, scissors, permanent marker, and lunch sacks

#### What You Do:

*Before the Activity:* Copy "Memory Verse Puzzle" Activity Page on cardstock and cut apart, one puzzle per child.

*During the Activity:* Pass out a puzzle to each child. Demonstrate how to put them together to create a fish. Point to one of the puzzles as you repeat the verse together.

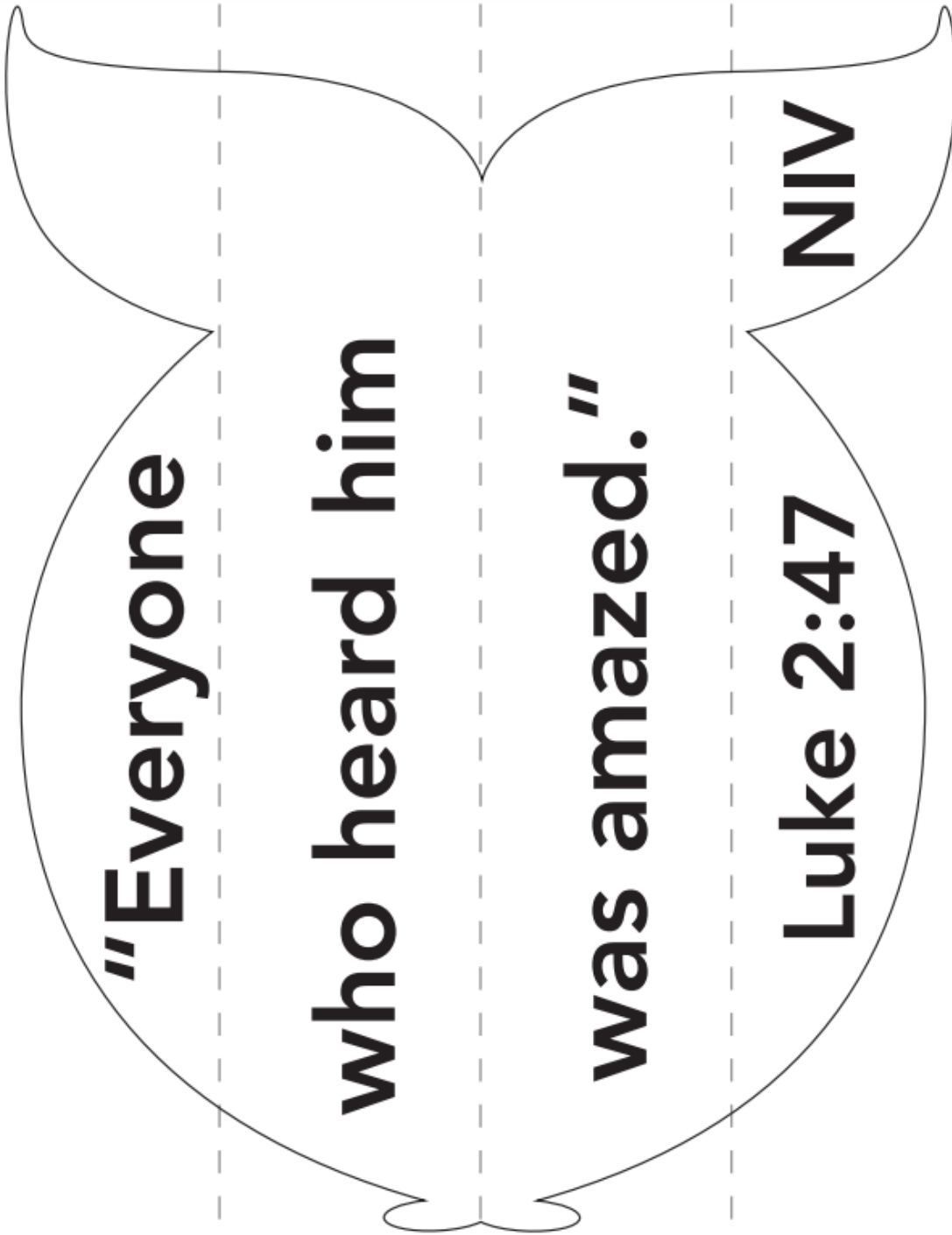
*After the Activity:* Write each child's name on a lunch sack and place their puzzle inside. Set aside for pick-up.

#### What You Say:

*Before the Activity:* "Friends, come sit at the table. I have a fun puzzle to put together today! It has a special message: our memory verse for this month. I'll give you one BIG hint. As you put it together, it makes a fish!

*During the Activity:* "Our puzzle says, 'Everyone who heard him was amazed,' Luke 2:47. Let's say it again. 'Everyone who heard him was amazed,' Luke 2:47. Great job!"

*After the Activity:* "Everyone who heard Jesus' teaching was amazed. Everyone who saw Him send Peter out to catch all of those fish was amazed! Jesus is out-of-this-world amazing. **Who is amazing?** **[Bottom Line] Jesus is amazing.**"



Memory Verse Puzzle • Memory Verse Puzzle • January Week 4  
Copy on cardstock. One per child.

## 2. So Many Fish!

### Talk about God | Bible Story Review

*Made to Play:* An activity that encourages preschoolers to follow guidelines while having fun and learning new concepts

**What You Need:** “Story Pictures” Activity Pages (print pages 4,5,6,7) and cardstock

#### What You Do:

*Before the Activity:* Copy “Story Pictures” Activity Pages on cardstock, one set per small group.

*During the Activity:* Read the words on each story picture to the children. Work together to put them in order as they happened in the Bible story.

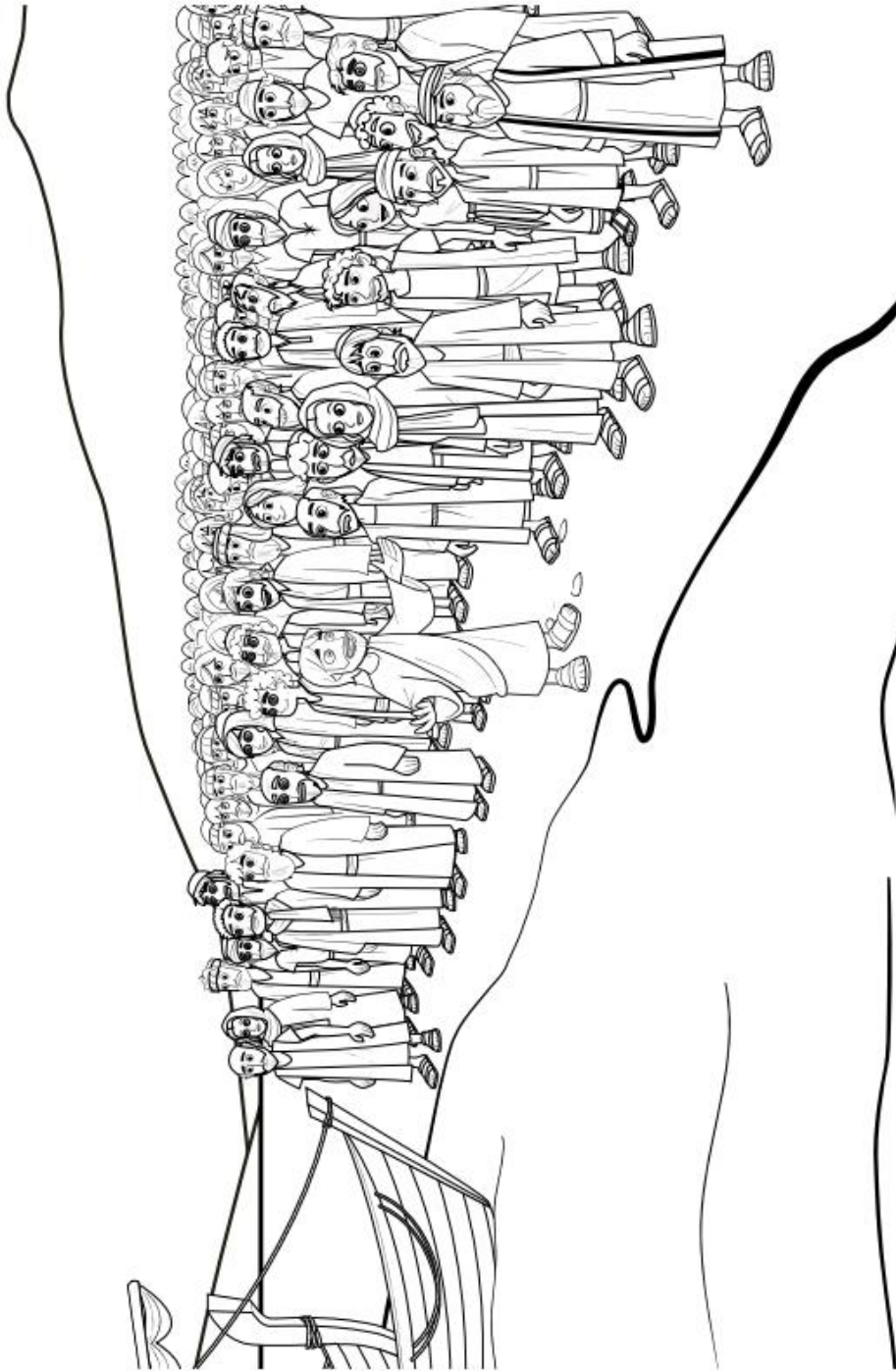
*After the Activity:* Talk about how miracles are things that only Jesus can do, which is one reason why Jesus so amazing!

#### What You Say:

*Before the Activity:* “Hi, friends! I’m so glad you’re here today. We heard an amazing story from the Bible about a miracle Jesus did. A miracle is something only Jesus can do.”

*During the Activity:* “I have four pictures from our Bible story today, but they’re not in order. Will you help me put them in order like they happened in the story? *(Pause.)* Great! Okay, let’s see what happened first.” *(Read the pictures, one at a time, and put them in the correct order. Lay the pictures on the floor or table, in correct order, for all of the children to see.)*

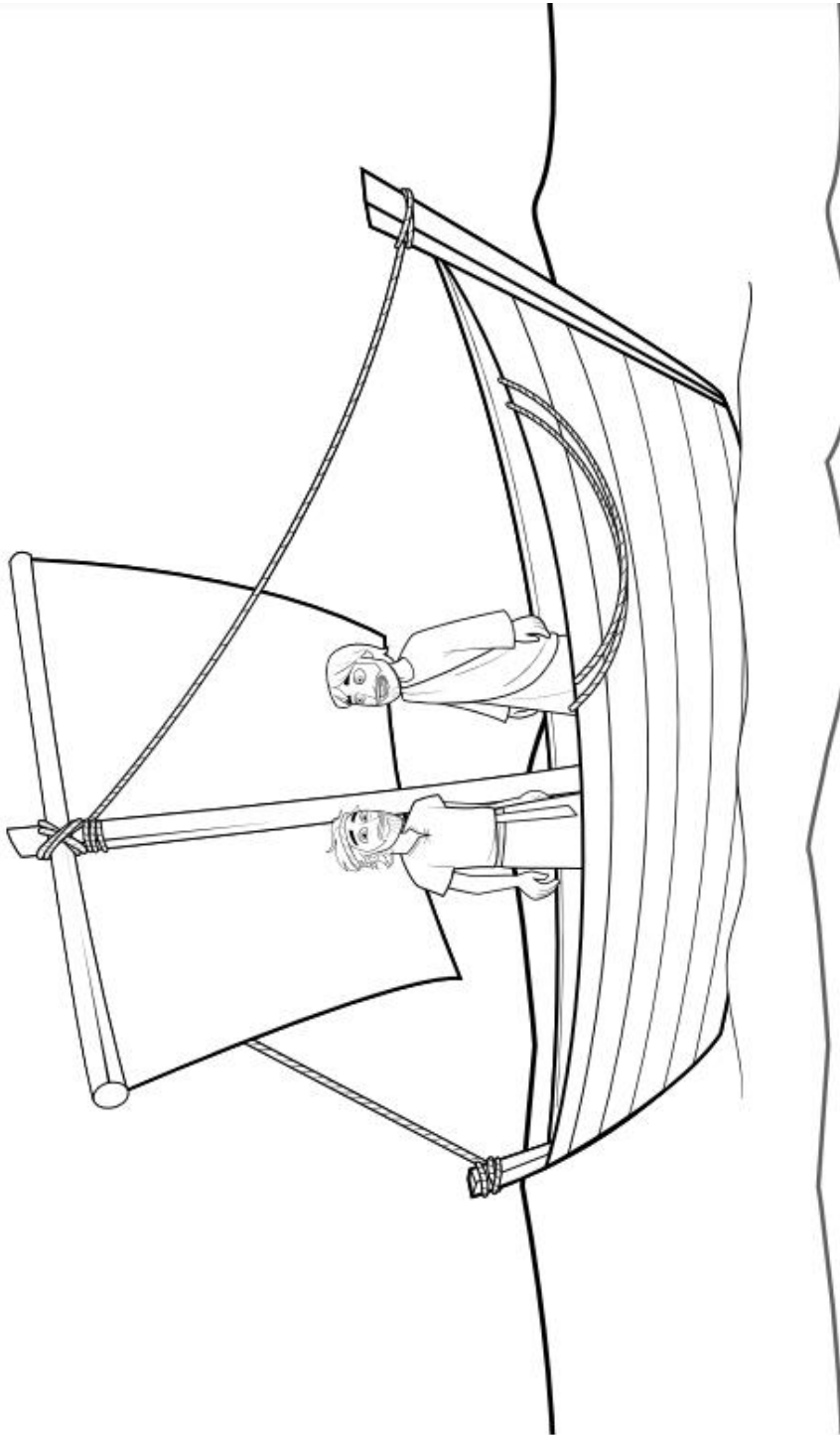
*After the Activity:* “Look! We did it! The story pictures are in the right order now. Thank you! I love hearing stories about all of the amazing miracles Jesus can do. Jesus helped the fishermen catch so many fish that their boat began to sink! Jesus can do that because **[Bottom Line] Jesus is amazing! Who is amazing? [Bottom Line] Jesus is amazing!**”



“One day, Jesus was standing by the water teaching people about God.”

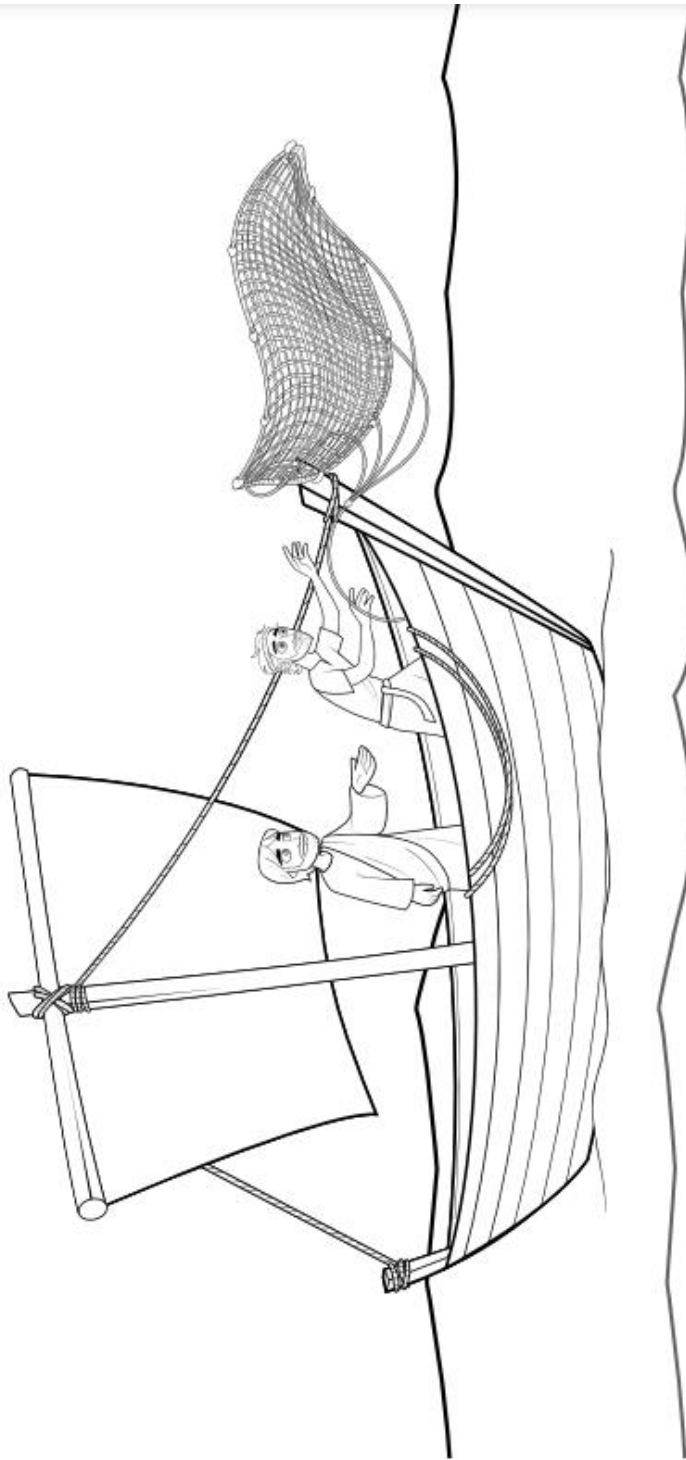
---

Story Pictures (1 of 4) • B&W • So Many Fish! • January Week 4  
Copy on cardstock. One per activity.

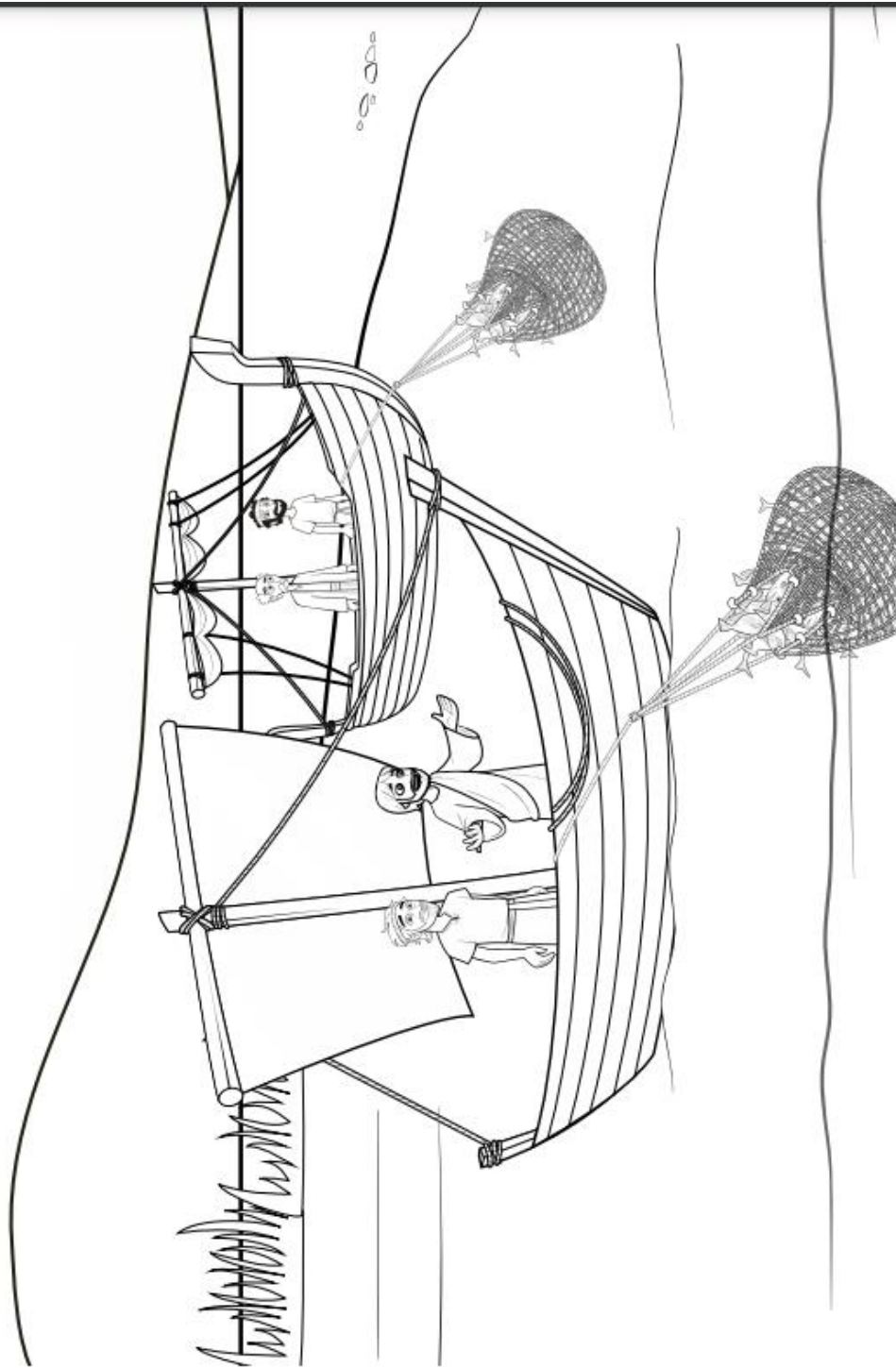


“Jesus saw two boats. He got in the boat that belonged to Peter and asked him to take him out in the water. Jesus taught the people about God from the boat.”

Story Pictures (2 of 4) • B&W • So Many Fish! • January Week 4  
Copy on cardstock. One per activity.



“When Jesus finished teaching, He told Peter to go out further in the water so they could catch some fish. Peter did what Jesus said, even though he hadn’t caught any fish.”



“Peter caught SO many fish that he had to have help pulling them in. The fishermen filled both boats with so many fish, their boats began to sink! Everyone was amazed at what Jesus had done!”

Story Pictures (4 of 4) • B&W • So Many Fish! • January Week 4  
Copy on cardstock. One per activity.

### 3. Space Helmet

#### Live for God | Application Activity

*Made to Create:* An activity that allows preschoolers to review the Bible story, Bottom Line, or memory verse by creating a craft

**What You Need:** “Space Helmet” Activity Page (print page 6, sample on page 10), cardstock, scissors, crayons, and permanent marker

#### What You Do:

*Before the Activity:* Copy “Space Helmet” on cardstock and cut out, one per child. Write child’s name on the back of their helmet.

*During the Activity:* Have children color their helmets. Have children hold their helmets up to their faces and act like they are in outer space.

#### What You Say:

*Before the Activity:* “Jesus is out-of-this-world amazing! Who travels around in outer space? *(Pause.)* That’s right, astronauts! Let’s make our own astronaut helmets.”


*During the Activity:* “Color your helmet any way you want. *(Pause.)* Great job! Now, hold it up to your face like this. *(Demonstrate.)* Let’s pretend to be astronauts and walk around the room. *(Demonstrate.)* Okay, out-of-this-world friends, come sit with me.”

*After the Activity:* “All month long, we’ve learned about how out-of-this-world amazing Jesus is. Jesus is God’s Son, Jesus is an amazing teacher, Jesus calmed the storm by telling it to stop, and helped the disciples catch two boats full of fish! **[Bottom Line] Jesus is amazing. Who is amazing? [Bottom Line] Jesus is amazing.**”

#### Prayer

**Parent:** “Dear God, Jesus really is amazing! He did so many amazing things while He was on Earth, so we know that He is Your Son. And the thought that Jesus is alive today and wants to be our friend forever is the best news ever! Thank You, God! In Jesus’ name, amen.”





Space Helmet • Space Helmet • January Week 4  
Copy on cardstock and cut on dotted lines. One per child.

